

ios

1.
2.



3.
4.

Yellowfin

<

Whiteboard

Email

Year	Camp Region	Invoiced	% Max Invoiced
2016	Europe	\$12,341,875	
	North America	\$139,970	
	Australia	\$31,260	
	Asia	\$9,500	
2016		\$12,522,605	
		\$12,522,605	

10% increase!

5.

Yellowfin

Cancel

Camp reports

Send

To: sam@email.com

Cc/Bcc:

Subject: Camp reports

Year	Camp Region	Invoiced	% Max Invoiced
2016	Europe	\$12,341,875	
	North America	\$139,970	
	Australia	\$31,260	
	Asia	\$9,500	
2016		\$12,522,605	
		\$12,522,605	

10% increase!

-
-



-

×

Subscription


Save

Enter Title

Enter Description

-

5.



Invoice5000 Invoice\$5000

Back		Add a condition		Save	
Field:		Invoiced	>		
Operand:		Equal to	>		
Value:		5000			

6.

Cancel	
HTML	✓
PDF	
CSV	
RTF	
XLS	
DOC	

7.

8.



<

Subscribe

Save

Time Zone Region:

Antarctica

Asia

Atlantic

Australia

Europe

GMT

Indian Region

Time Zone:

Hobart

Lord Howe

Perth

Sydney

Run Time:

330

445 am

500 pm

615

730

×

Subscription

Save

Weekly Invoice Report

This shows the weekly camp invoice.

Invoiced

Equal to 5000

>

Add a new condition...

>

Send as

PDF

>

Frequency:

Weekly

>

Day:

Friday

>

Advanced...

5:00 PM

>

10.



- 1.
- 2.




3.




- 1.
- 2.



- 3.




4.



What can we do to increase the referral revenue?

Send

5.



Samantha Bartos

June data has been included in this report.

29 Jun >

6.

Yellowfin







1.
2.

Share Analysis

Email To Me

Distribute Report

Read Later



3.

	Yellowfin

4.

a.

×

Share Analysis

Send

To:

Subject:

Invoice Summary

Report:

Invoice Summary

HTML

tap to edit optional message


b.

c.

d.

e.


f.



1.



2.



3.

▲	
▼	

4.

Cancel

Done

Year

Camp Region

Invoiced

% Max Invoiced

1.



2.

Region Revenue by Year

A drill through report displaying revenue by camp region and year, allowing to drill through to a detail report.

Usage (100%)

Tags:

No tags

Data Source:

Ski Team

View:

Ski Team

Modified:

2016-11-18

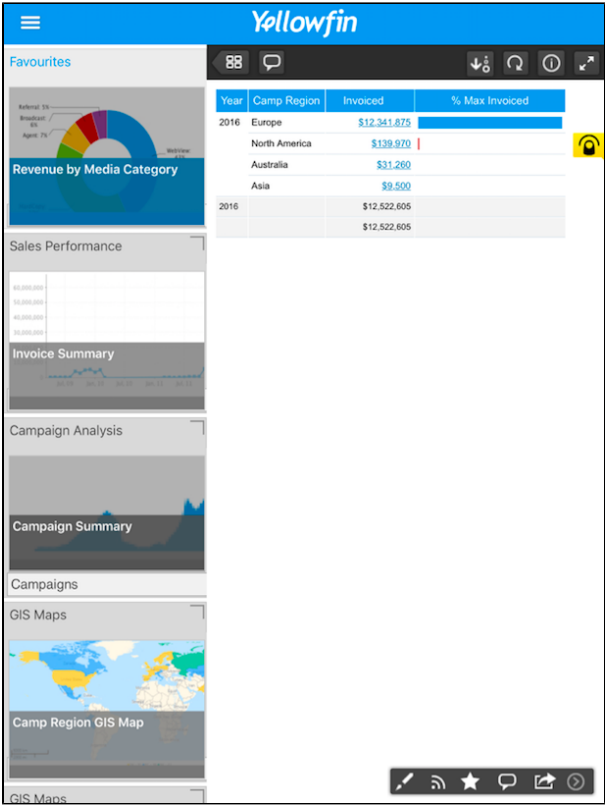
Modified By:


System Administrator

1.



2.



 Tap report to drill

1.

Year	Camp Region	Invoiced	% Max Invoiced
2016	Europe	\$12,341,875	
	North America	\$139,970	
	Australia	\$31,260	
	Asia	\$9,500	
2016		\$12,522,605	
		\$12,522,605	

2.

Region Revenue by Year

Camp Revenue Detail Report

Camp Country	Camp Name	Athletes	Invoiced	Avg Rating
Austria	Brixen im Thale	4	\$21,805	5.8
	Fuegen	3	\$52,553	7.0
	Patscherkofel	5	\$78,151	7.6
	S Caterina Valfurva	3	\$32,274	6.7
Austria		15	\$184,782	6.8
Italy	Kastelruth	7	\$12,017,026	8.3
	Padola	3	\$53,897	8.3
	Ratschings	3	\$32,274	6.7
Italy		13	\$12,103,196	7.8
Sweden	Bork Bork Camp	3	\$53,897	8.3
Sweden		3	\$53,897	8.3
		31	\$12,341,875	7.3

3.

Related Reports

4.



1.
2.

3.

<

Go

Athlete Region

>

Age Group at Camp

>

Agency Name

>

Media Category

>

Campaign

>

Reset

Clear

- 4.
- 5.

<

Go

Athlete Region

Australia

>

Age Group at Camp

20 - 24

>

Agency Name

>

Media Category

WebView

>

Campaign

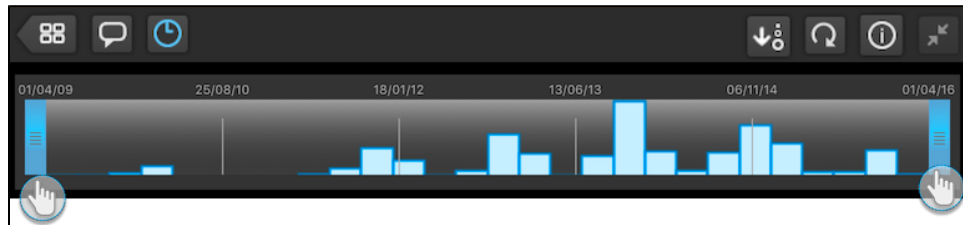
>



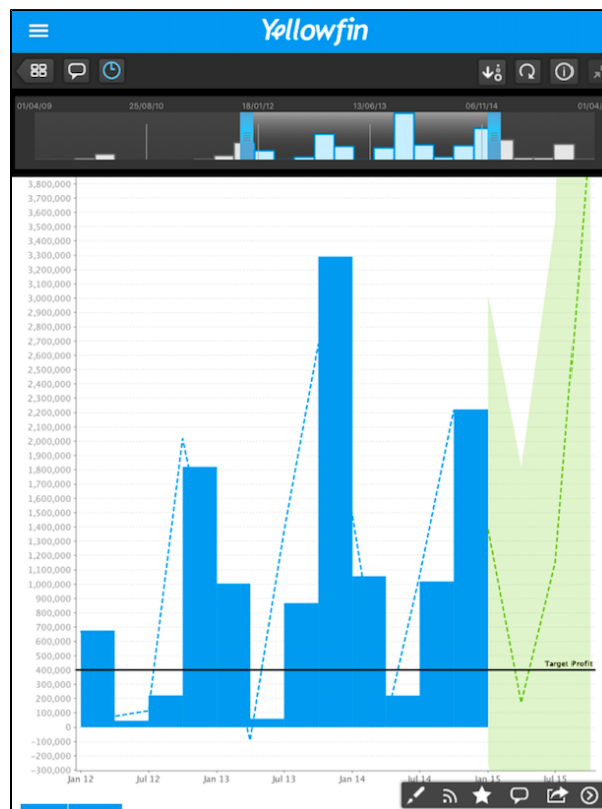
- 1.
- 2.



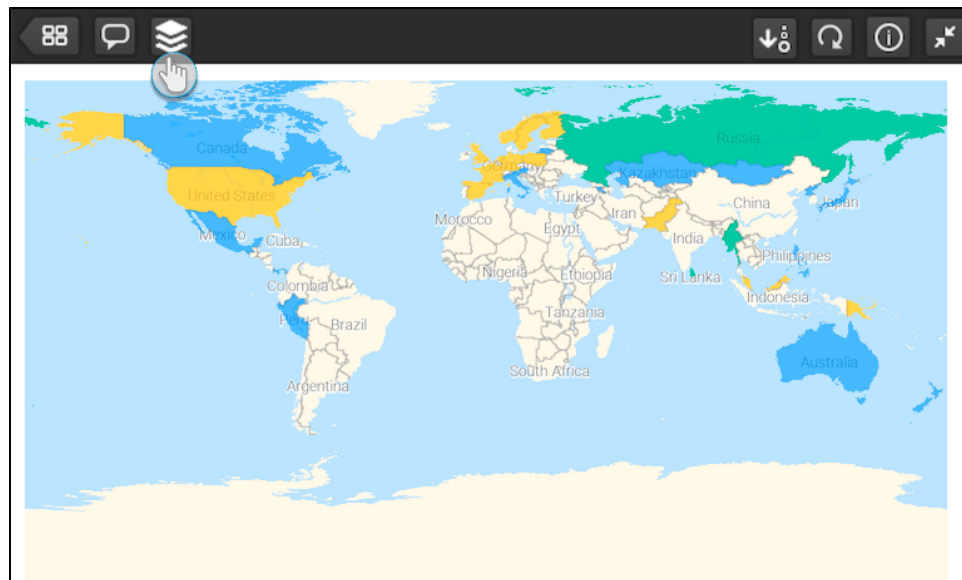
- 3.



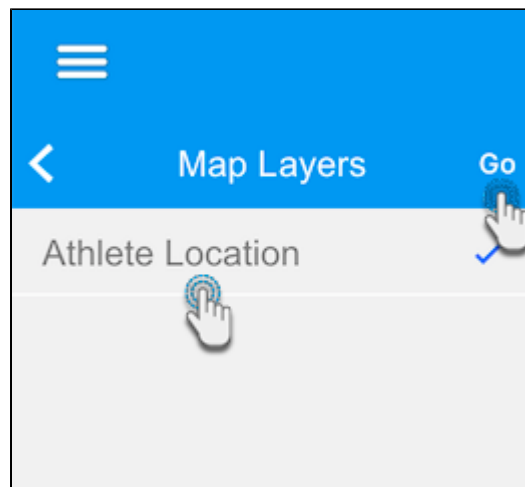
- 4.



1. GIS
- 2.



3.



4.

