Google Analytics

- Overview
- New v Returning
- Location
- Audience
- Technology
- Channel
- Adwords
- Goals

Google AnalyticsYellowfin

YellowfinGoogle AnalyticsYellowfinYellowfin

Yellowfin

Google Analytics Google APIGoogle

Overview

Google-Acquisition Overview	**Sessions Users** hh:mm:ss **Average Session Duration Pages/Session Bounce Rate**	Google Analytics 5,438 Sessions 2,237 Users 00:06:14 Ave Session Duration 4.39 Pages / Session 45.66 Bounce Rate

Google-Acquisition and engagement by Channel		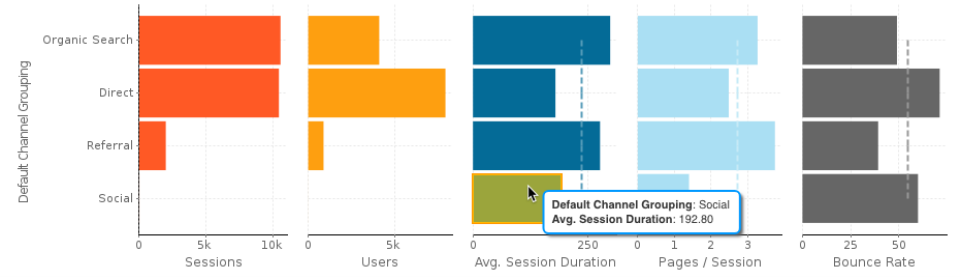
Google-Acquisition and engagement by Time		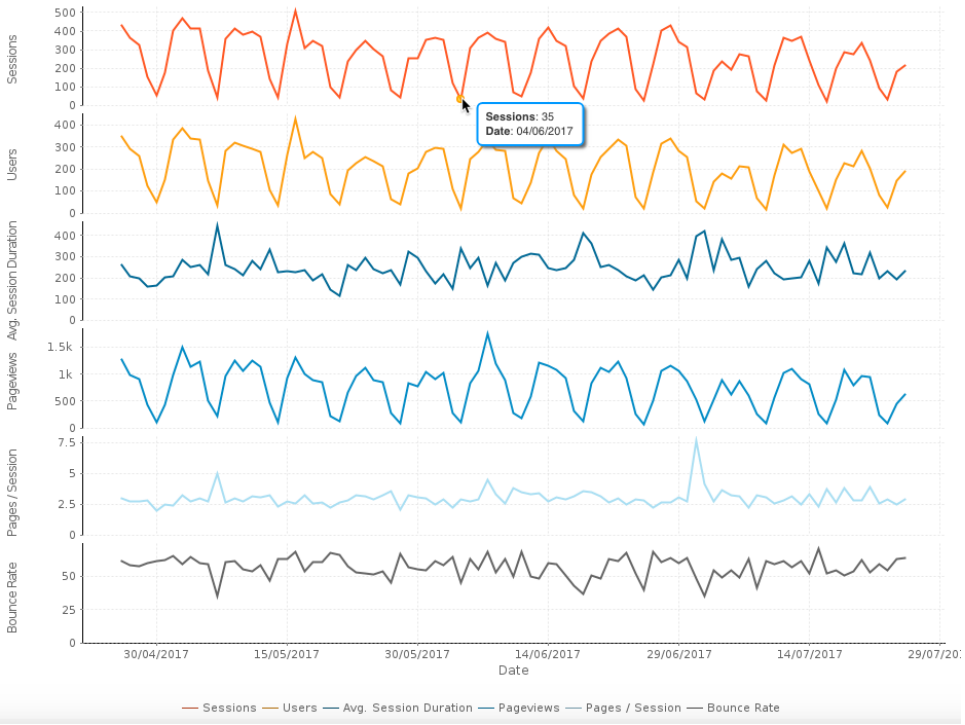

Google-Sessions by day and hour heat grid

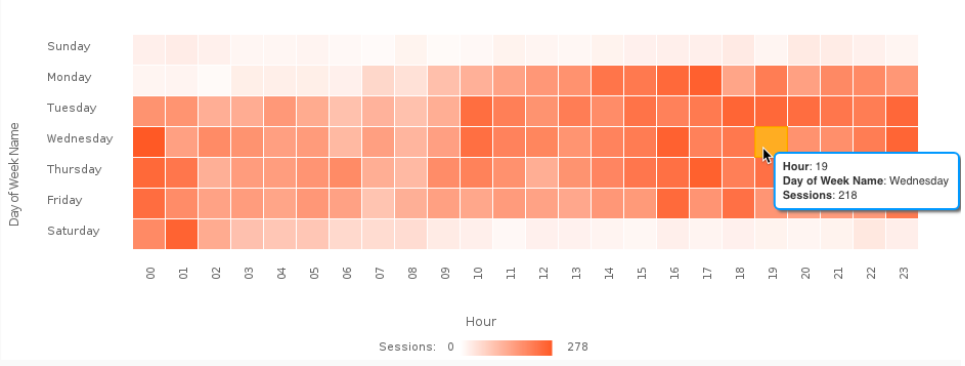

Top 100 Page Vies

Page Title	Pageviews	Pageviews	Bounce Rate
ダッシュボード - Yellowfin wiki （日本語版）	1,137		25.43
Home - Yellowfin Guide 7.3 - Yellowfin wiki （日本語版）	829		31.62
Home - Yellowfin Guide 7.2 - Yellowfin wiki （日本語版）	590		25.92
Home - Yellowfin Guide 7.3 Plus - Yellowfin wiki （日本語版）	420		22.92
Home - Yellowfin Guide 7.1 - Yellowfin wiki （日本語版）	248		21.11
スペース ディレクトリ - Yellowfin wiki （日本語版）	201		79.59
はじめに - Yellowfin Guide 7.3 - Yellowfin wiki （日本語版）	190		18.18
CSVデータのインポート - Yellowfin Guide 7.3 - Yellowfin wiki （日本語版）	167		71.43
はじめに - Yellowfin Guide 7.3 Plus - Yellowfin wiki （日本語版）	121		52.94
チュートリアル - Yellowfin Guide 7.1 - Yellowfin wiki （日本語版）	110		42.11

1 - 10 / 101

New v Returning

Google-NewversusReturningPercent

User Count

Session Count

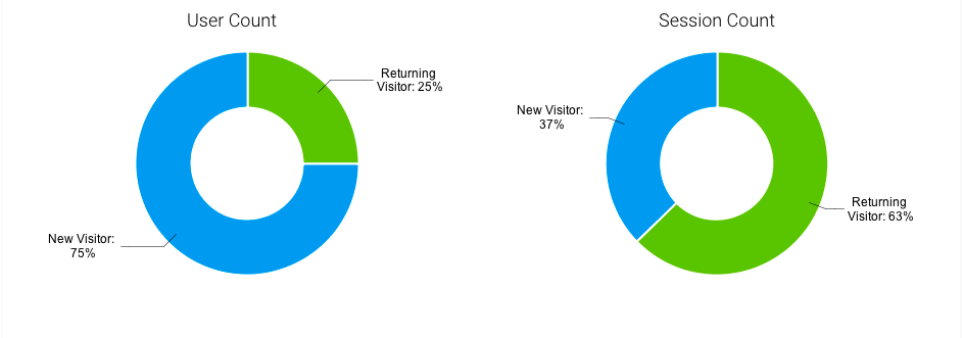

Google-NewvReturningDetail

User Type	Sessions	Users	Avg. Session Duration	Pageviews	Pages / Session	Bounce Rate
Returning Visitor	3,414	676	00:08:19	18,071	5.29	35.18 %
New Visitor	2,026	2,026	00:02:43	5,809	2.87	63.33 %

Google-New vRetuurning over time

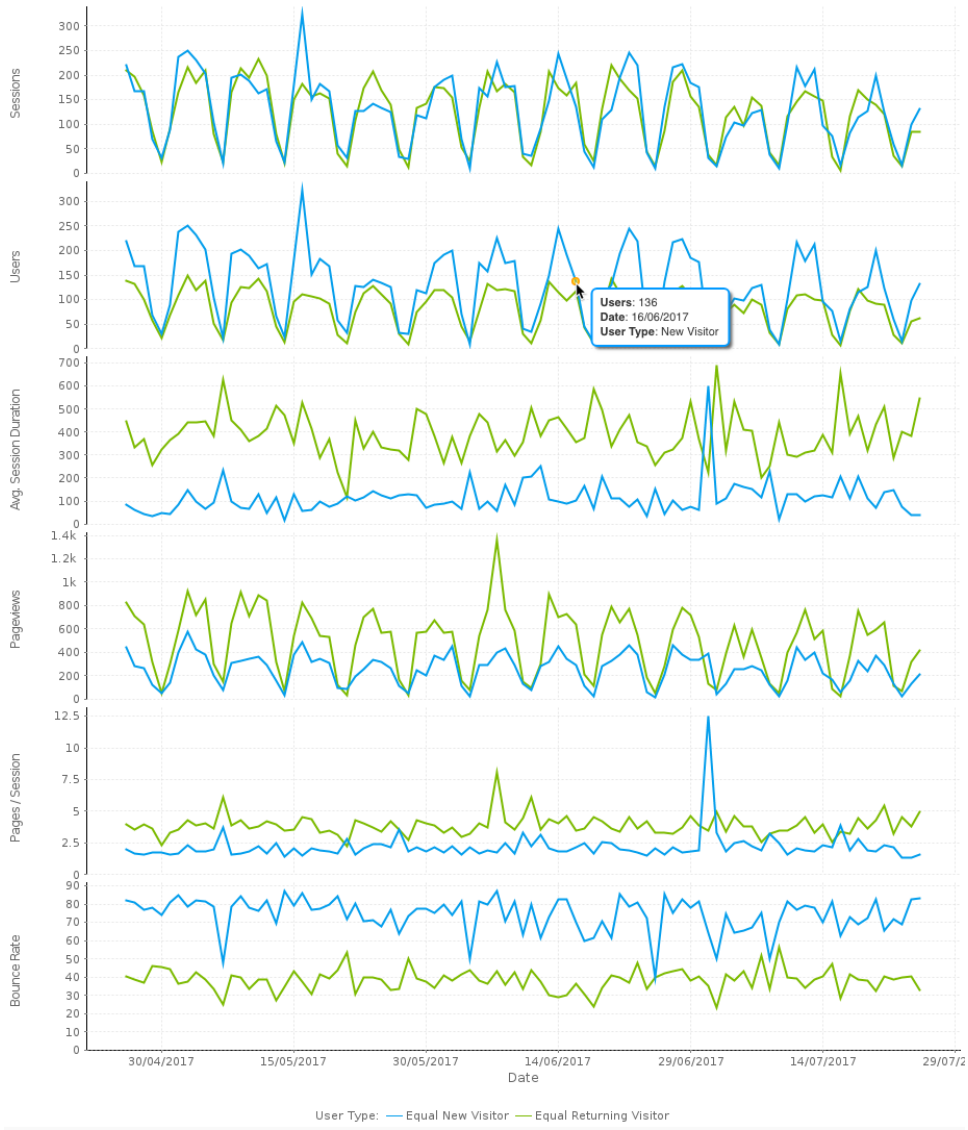

Location

Sessions by Country

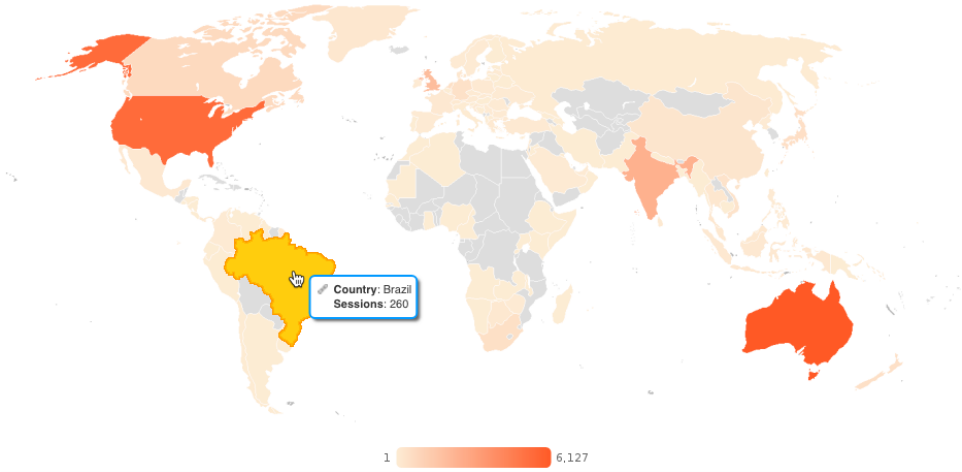

Google - Location by time

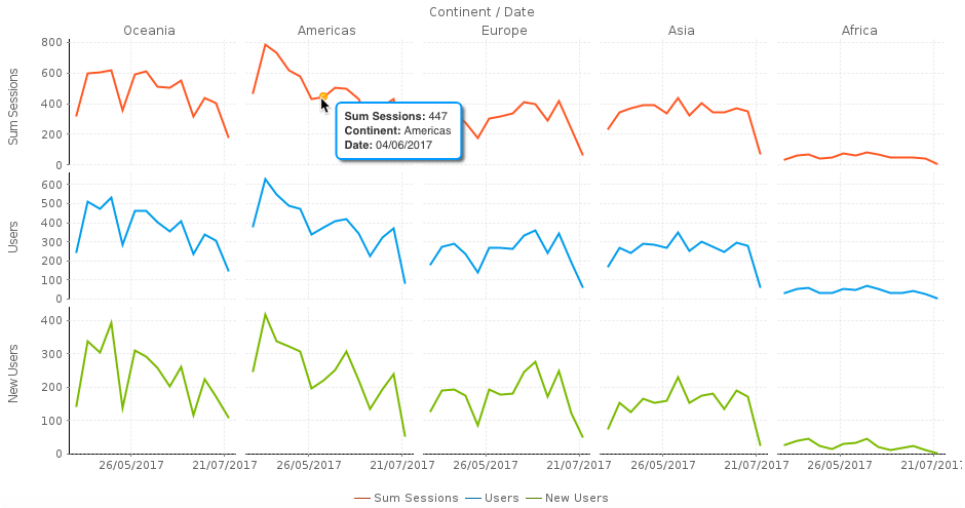

Google - Language Detail

Language	Sum Sessions	Users	Average Avg. Session Duration	Pages / Session	Bounce Rate	Pageviews
en-us	13,928	6,210	284.59	3.27	51.03	45,544
en-gb	3,544	1,885	287.77	3.21	56.86	11,360
en-au	2,082	2,013	13.48	1.14	96.16	2,381
en-nz	278	167	39.82	1.10	92.45	306
pt-br	243	142	255.06	3.45	44.03	839
de	240	116	319.01	4.25	40.83	1,019
zh-cn	240	127	286.14	2.83	55.00	678
nl	233	82	285.12	3.81	45.49	887
ja	227	149	131.66	3.06	45.81	695
de-de	183	183	9.68	1.09	98.36	200
ja-jp	183	181	1.49	1.05	96.72	193
es	175	99	270.79	3.58	34.86	626

Audience

Google-Top10in-marketsegments	10	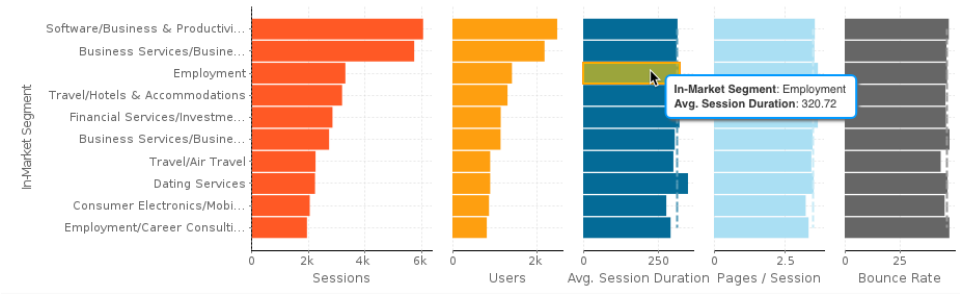
Google-Sessionsbygenderandage		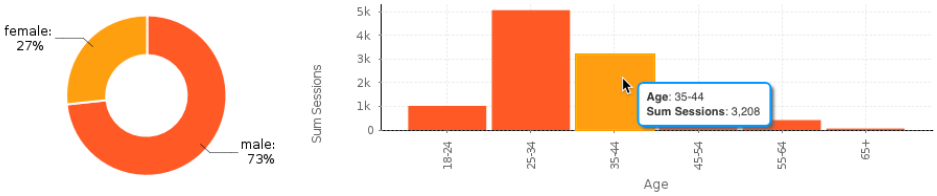

Google-acquisition and engagement by gender and age		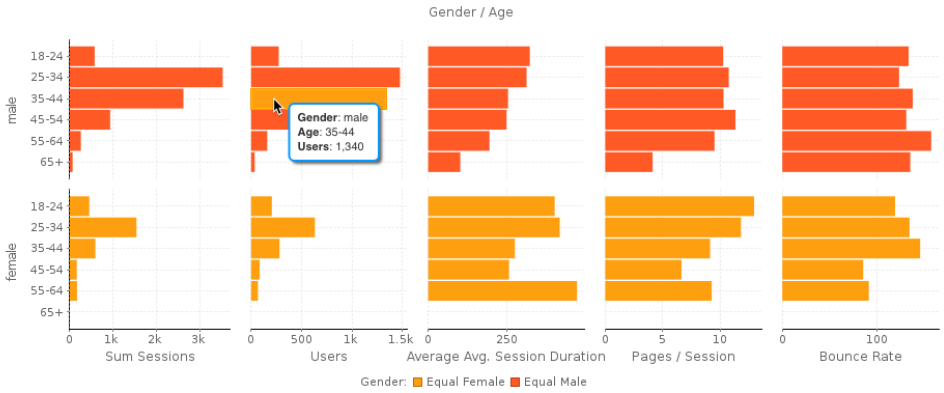
Google-Top10AffinityCategory	10	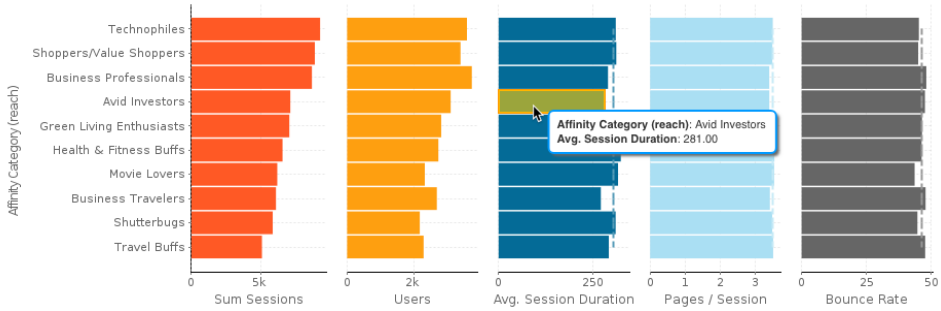

Technology

PlatformBreakdowns	other	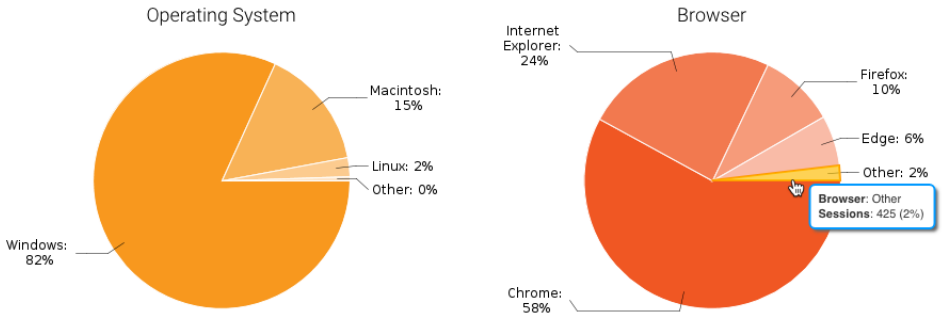
Google-DeviceCategoryAcquisitionandEngagement		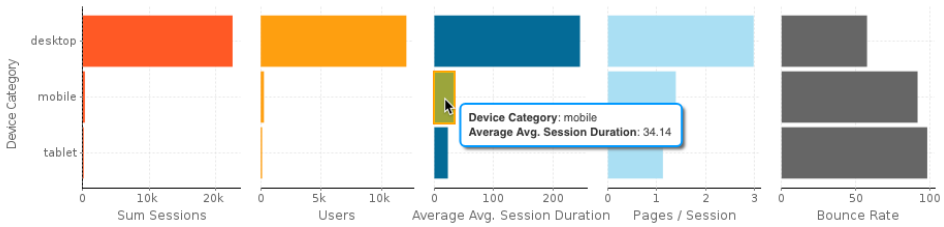

Google-DeviceCategorybytime		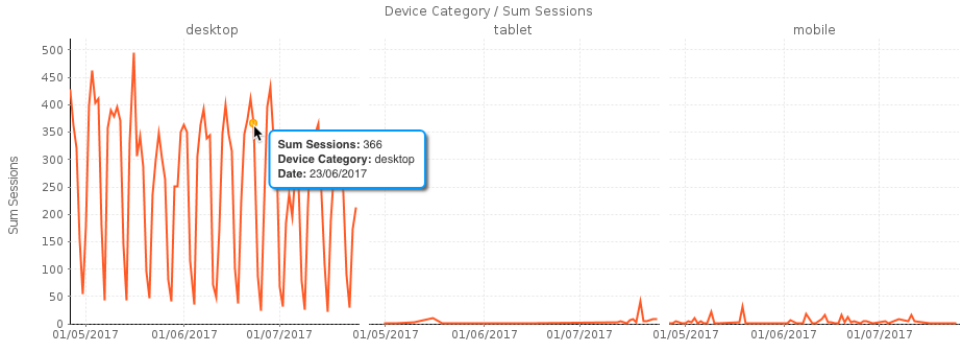
Google-AvepageLaodTime		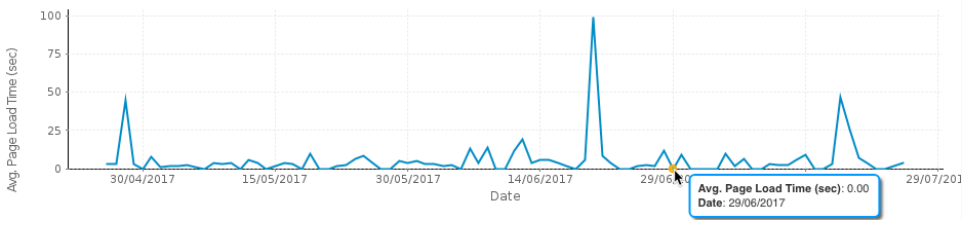

Channel

Google-Acquisition by Channel by Time		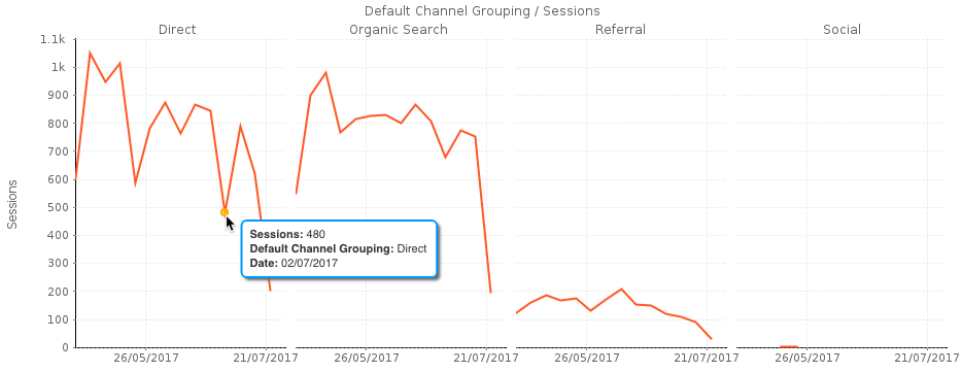
Channel-Traffic Sources		Direct | Organic Search | Referral | Social Source | % New Sessions | Sessions | Sessions l.facebook.com | 20.00% | 5
Google-Acquisition by Social Source	LinkedIn Twitter YouTube Facebook	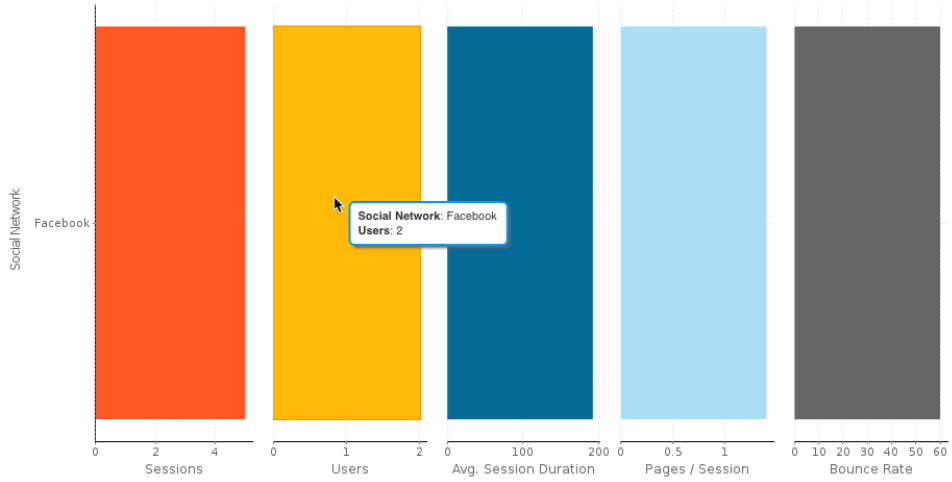

Google - Acquisition for all Social Sources by time		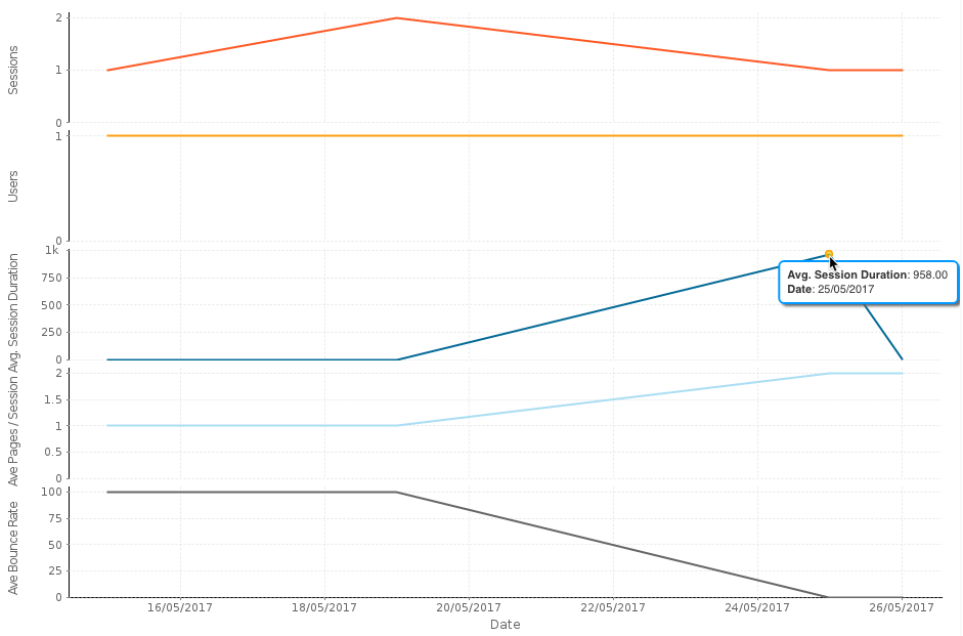

Adwords

Google AnalyticsAdWords AdWords

AdWords

Google - AdWords Metrics	AdWords	
Google - AdWords Metrics over time	: CTR; Click Through Rate11	
Google - AdWords Click Treemap		
AdWords Campaigns Detail	AdWords	

Goals

Google - Goals by Channel		
Google - Goals Complete over time		
Google - Goals by Campaign (Top 10)		