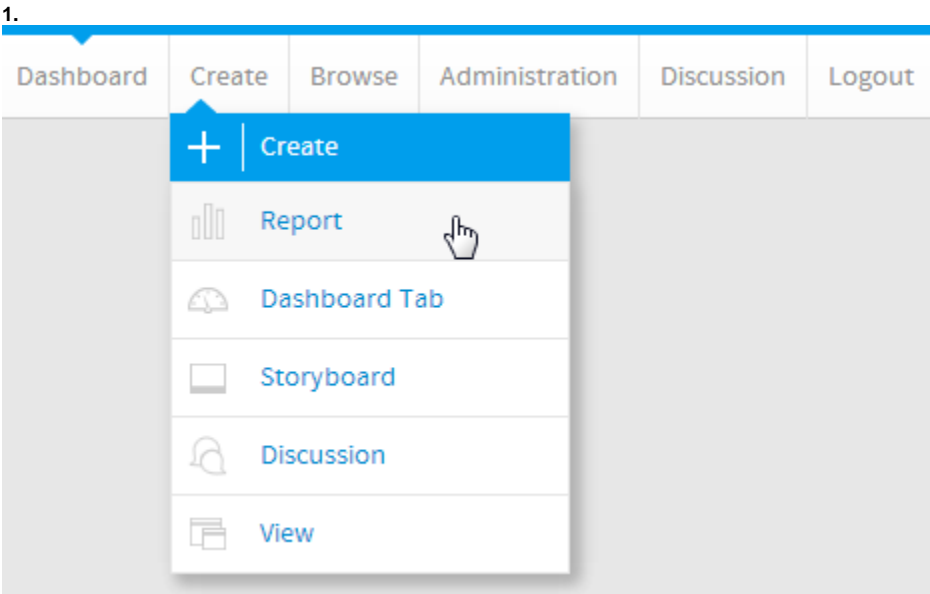


-
-
-
-

	1

1.
 - a.
 - b.
 - c.
- 2.
- 3.
- 4.
- 5.
- 6.



- 2.
3. Ski TeamSki Team

Create new **Report**

Create Using: Drag and Drop Builder

Drag and Drop Builder allows users to use a pre-defined data view to build their reports. All business logic is built into the view.

Select Data Source from available views

Search	Name	# Reports	Record Use	Source	Default
Search your views	Ski Team	10	10	Ski Team	

Filter By:

- All Data Sources
- All View Categories
- All View Types

Not found? Create new data set now. Create Cancel

4. GenderCamp Rating

5. Camp Rating

6. Camp Rating

Filters

% Average Camp Rating

Analysis Style

- ☐ Co-Display
- ☐ No Drill
- ☒ Drill Down
- ☐ Drill Anywhere
- ☐ Drill Through

Female	0.00
Female	0.00
Female	0.00
Female	0.00

Average Camp Rating

- % Aggregation
- Format
- Settings

None
Σ Sum
% Average
- Min
+ Max
Count
#! Count Distinct

7.

Report Data

Data Source: Ski Team

View: Ski Team

Active Row Limit:

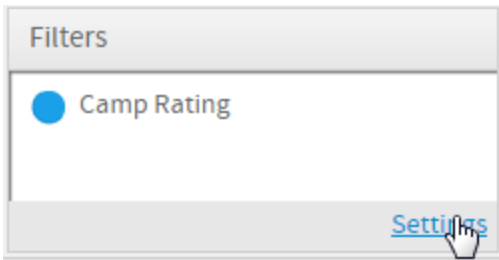
Show Duplicate Records: ☒

Auto Refresh: ☒ On

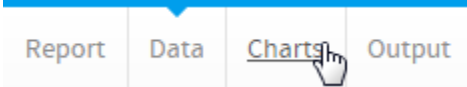
Preview Row Limit:

8.

9. Camp Rating0



10.



11.



12.

- Camp Rating
- Gender

13.

