

-
-
-
-

Yellowfin1Yellowfin

YellowfinYellowfinSQL

SQL

- 1.
2. SQL
3. SQL
4. SQLBIRTJasper

YellowfinSQL

1. Yellowfin

Manage Data Access

Source Systems & Views

Create New Connection

Create New View

Report Categories

Create New Category

Export

Import

2.

a.

b.

CancelNext

Export Item Selection

Item to export:Report

Select Reports:

Search Reports

Tutorial

Charts

☐

Age Group Financials by Region

An series selection stacked bar chart displaying different series by athlete age group and region.

☐

Agency Sales over Time

Analysis of Agency sales over time

☐

Annotated Invoiced Chart

Annotated invoice chart with a time slider.

☐

Athlete Age by Demographic

An area chart that displays the spread of athletes in each age group by demographic.

☐

Athlete Age Group Breakdown

A stacked column chart displaying a breakdown of athlete age groups by demographic (% of total).

☐

Athlete Analysis

This trellis chart shows the distribution of Athletes by region, demographic, gender and booking method

☐

Athlete Bubble GIS Chart

This GIS report shows Athlete location and the

Add AllAdd

Items

☐

Report

Age Group Financials by Region

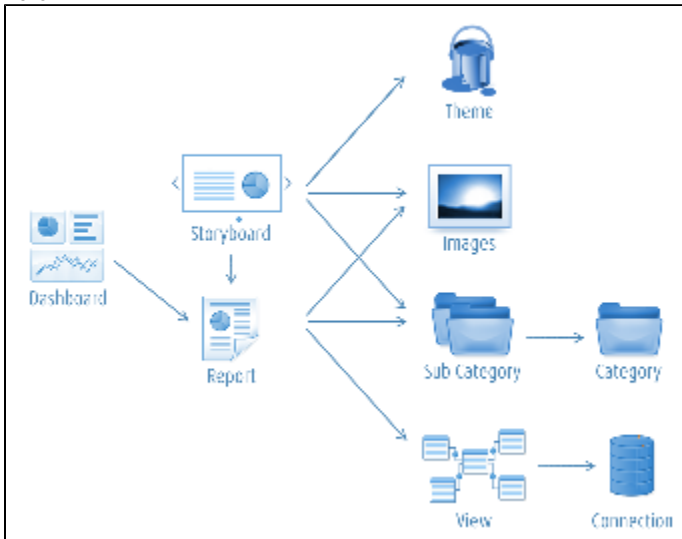
☐

Report

Agency Sales over Time

ClearDelete

3. Yellowfin



Dependencies

The items selected to export depend on the additional items below. Select items you wish to add to the export list. Any items not exported must be present in the target system.

[Cancel](#) [Back](#) [Export](#)

Items

<input checked="" type="checkbox"/>	Data Source	Ski Team
<input checked="" type="checkbox"/>	Database View	Ski Team
<input checked="" type="checkbox"/>	Report Category	Tutorial
<input checked="" type="checkbox"/>	Sub Category	Charts

[Add](#)

Export

You have selected the following items to export. Click the export link below and save the exported file to your computer.

Items

Report	Age Group Financials by Region
Report	Agency Sales over Time

[Cancel](#) [Export](#)

4.

Export

You have selected the following items to export. Click the export link below and save the exported file to your computer.

 Cancel  Export

Items	
Data Source	Ski Team
Database View	Ski Team
Report Category	Tutorial
Sub Category	Charts
Report	Age Group Financials by Region
Report	Agency Sales over Time




 Cancel  Export







5. Yellowfin

1. Yellowfin

Manage Data Access

 Source Systems & Views  Create New Connection
 Create New View

 Report Categories  Create New Category



 Export  Import



2. XML

Import File Selection

Upload File:

 Cancel  Next



3. Yellowfin
Yellowfin

Import Selection : 1 of 1

 Cancel  Next



Database View:

Ski Team

This is a tutorial view for training and demo purposes.

Import Items



Ski Team

[Summary](#)

Do you want to import this item?

☒ Yes ☐ No

☒ Add new Database View


☐ Replace existing Database View

Data Source:

Ski Team

Select a Data Source to use.

Ski Team

 Cancel  Next

- 4.

Import Summary

Please review the messages below. Click on Import to save these items to the database. Items imported with errors probably will not work.



Database View:

[Ski Team](#)



Table "COUNTRYGEOMETRY" unavailable in source database.
Column ISOCODE unavailable in source database.
Column CAMPREGION unavailable in source database.
Column AGENCYREGION unavailable in source database.
Column AGENCYDEMOGRAPHIC unavailable in source database.
Table "DATELOOKUP" unavailable in source database.
Column REGION unavailable in source database.
Column AGEGROUPATCAMP unavailable in source database.
Column INVOICEESTIMATE unavailable in source database.
Column CANCELLATIONFEE unavailable in source database.
Column AGEATCAMP unavailable in source database.
Column BOOKINGCURRENCY unavailable in source database.

Import Items



Ski Team

Summary

 Cancel  Import